















Young Driver											
Place	Competitor name Ev.No.	A	Pl.	B	Pl.	A+B	Pl.	C	Pl.	A+B+C	Place
1	Filip Nowacki 24  POL	41.20	5	52.88	1	94.08	2	0.85	3	94.93	1
2	Jacqueline Pirhofer* 40  AUT	36.00	2	58.15	7	94.15	3	3.02	4	97.17	2
3	Jens Chladek* 19  GER	42.80	6	56.09	4	98.89	4	0.76	2	99.65	3
4	Ainika Geiger* 18  GER	35.70	1	57.35	5	93.05	1	9.00	9	102.05	4
5	Katharina Weber 20  GER	37.30	4	61.91	11	99.21	5	3.50	5	102.71	5
6	Marcin Kilanczyk 23  POL	61.60	13	53.32	3	114.92	11	0.00	1	114.92	6
7	Roman Elend 38  AUT	51.50	9	53.11	2	104.61	7	12.00	10	116.61	7
8	Katja Helpertz 21  GER	47.60	7	57.51	6	105.11	8	12.00	12	117.11	8
9	Roosileht Pille-Riin 43  EST	36.50	3	66.87	12	103.37	6	14.18	13	117.55	9
10	Karsay Sándor 9  HUN	52.00	10	59.78	9	111.78	9	6.00	7	117.78	10
11	Mátyás Márton* 12  HUN	55.40	12	58.68	8	114.08	10	12.00	11	126.08	11
12	Kovács Zsófia* 11  HUN	54.50	11	68.54	13	123.04	12	6.00	8	129.04	12
13	Alexandre Trenker* 32  BEL	72.00	14	59.78	9	131.78	13	15.53	14	147.31	13
E	Patrick Gösweiner* 39  AUT	50.50	8		E		E	6.00	6		E